

**PRODUCTION SPECS**

**RUST**

October 2022

# TABLE OF CONTENT

<b>1. General Info</b>	<b>2</b>
<b>2. Audio</b>	<b>3</b>
2.1. Main PA	3
2.2 Sidefills	3
2.3. Monitoring	3
2.4 Stage Box	3
2.5 CAT-Connections	3
2.7. FOH	4
2.8. Mics & Dis	4
2.9. Mic Stands	4
2.10. WL	5
2.10.1 WL-Frequencies	5
2.11. DJ-Gear	5
2.12. Sound Level	5
<b>3. Illumination</b>	<b>6</b>
3.1. Front:	6
3.2. Stage	6
3.3. Floor	6
3.4. Haze	6
3.5 DMX-Splitter	6
3.6. Dimmer	6
3.7. FOH	6
3.8. Hanging Plot	7
3.9. DMX Patch	8
<b>4. Stage</b>	<b>9</b>
4.1. Stage	9
4.2. Proscenium	9
<b>5. Power</b>	<b>10</b>
<b>6. Backline</b>	<b>11</b>
6.1 Terms Of Use	11
6.2 Bass	12
6.3. Drums	12
6.4. Guitar	12
<b>6. Pictures</b>	<b>13</b>
6.1. Main Entrance	13
6.2. Load in /out (Regular)	13
6.3. Load Out (Disco)	14
6.4. Backstage	14
6.5. From Audience	16
6.6. From Stage	16
6.7. FOH	17
6.8. In Action	17

## 1. GENERAL INFO

Adress	Guldbergsgade 8 DK-2200 København N  <a href="https://goo.gl/maps/vrKnmP4KUetQ5DG86">https://goo.gl/maps/vrKnmP4KUetQ5DG86</a>
Backstage	Lounge area Refrigerator Toilet Well-lit dressing room w/full-body mirror
Capacity	220 pax
Contact	Booking & Tickets: Lars Paludan <a href="mailto:larsp@rust.dk">larsp@rust.dk</a>  Production: Jesper Krabbe +45 60 19 14 95 <a href="mailto:jesper@rust.dk">jesper@rust.dk</a>
Merchandise sales	RUST has no designated merch-sales area RUST cannot facilitate staff for merch sale
Misc	Fridays and Saturdays at 23:00, RUST will turn into a night club. This means that load will be as so-called “Disco Load Out”, and must start immediately after the concert. Furthermore, “Disco Load Out” will be through the backdoor.
Parking Facilities	None  If You arrive in nightliner, please give an 8 days notice before Your arrival
Smoking	Smoking is allowed outside or in the designated smoking area located on the top floor
Social media	Facebook: <a href="https://www.facebook.dk/rustkbh">https://www.facebook.dk/rustkbh</a> Instagram: @rustkbh
Stagehands	0
WiFi	“Rust Band”

## 2. AUDIO

### 2.1. MAIN PA

Sub	4x FBT Mitus 118SA
Top	4x FBT Horizon VHA 406a

### 2.2 SIDEFILLS

	2x FBT Ventis 206A
--	--------------------

### 2.3. MONITORING

Drum sub	0
IEM	Possibility of max. 8 stereo sends
Wedges	5x FBT Ventis 112MA Dispersional pattern: Nominal 90° Frequency range : 55-20.000 Hz (-6dB) SPL : 133dB

### 2.4 STAGE BOX

	2x Allen & Heath DX168
--	------------------------

### 2.5 CAT-CONNECTIONS

Guest lines	0
House lines	1x Cat5e (Upstage, stage left)

## 2.7. FOH

Console	1x Allen & Heath SQ-6
Measurements	Width, total : 1.3 m Depth, total : 1.2 m Table, width: 0.8m Table, depth: 0.7m
Stereo Mini Jack-XLR	Yes
Talkback	1x Sennheiser e835-S

## 2.8. Mics & DIs

Condenser	1x Audix Fi5 2x Røde NT-5 1x Shure sm94
DI	5x BSS AR133 8x LD Systems LDI 02
Dynamic	1x AKG D112 1x Shure beta52A 1x Shure beta57A 2x Shure beta58A 7x Shure sm57 3x Shure sm58
PZM	1x Shure beta91A

## 2.9. MIC STANDS

Low w/boom	1x Adam Hall, large round base 1x K&M, large round base 4x K&M, small round base
Tall	2x K&M, large round base
Tall w/boom	10x K&M, tripod

## 2.10. WL

IEM	0
Mics	0

### 2.10.1 WL-FREQUENCIES

<u>Channel</u>	<u>Frequency range</u>
21	470.0 – 477-0
24	495.0 – 501.0
26 – 30	511.0 – 549.0
32	559.0 – 565-0
34	575.0 – 581.0
36 – 38	591.0 – 613.0
43 – 48	647.0 – 695.0

## 2.11. DJ-GEAR

CD-Players	2x Pioneer CDJ-2000 Nexus
Desk	1x Pioneer DJM-900 Nexus
Turntables	3x Technics SL-1210

## 2.12. SOUND LEVEL

dB-limit	103db(A)leq15
----------	---------------

### 3. ILLUMINATION

#### 3.1. FRONT:

Conventional	2x CCT Minuette Z0642
--------------	-----------------------

#### 3.2. STAGE

Conventional	6x Par64, CPXX, o/w
Intelligent	8x Robe LEDbeam 150

#### 3.3. FLOOR

Conventional	2x par30
Other	1x Mirror ball

#### 3.4. HAZE

	1x Smoke Factory Tour Hazer II
--	--------------------------------

#### 3.5 DMX-SPLITTER

	1x Staiville DMX Splitter 6 RDM
--	---------------------------------

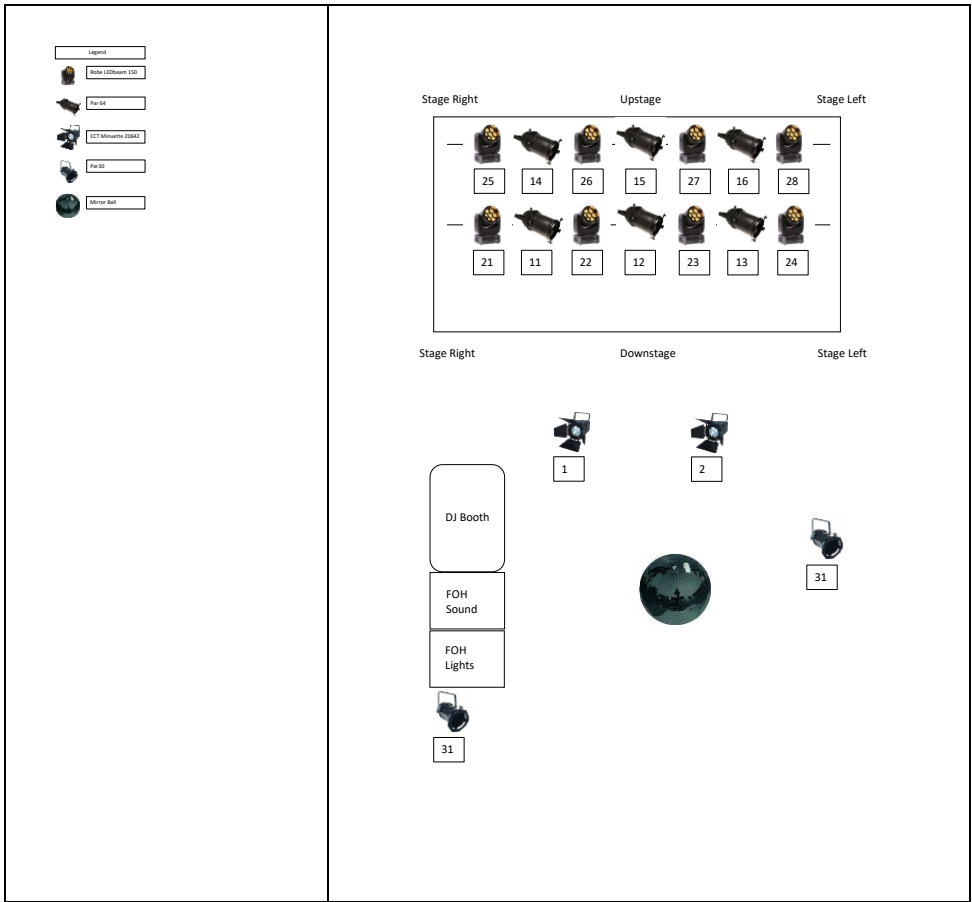
#### 3.6. DIMMER

	2x PULSAR Datapack III
--	------------------------

#### 3.7. FOH

Console	1x ChamSys MagicQ M40 Compact
DMX-lines	1
Measurements	Width, total : 1.3m Depth, total : 1.2m Width, table: 0.7m Depth, table: 0.6m

### 3.8. HANGING PLOT





### 3.9. DMX PATCH

	<p>01-001 – CCT Minuette Z0642 – 1 (1) 01-001 – CCT Minuette Z0642 – 2 (2) 01-003 – Par64 – 1 (11) 01-004 – Par64 – 2 (12) 01-005 – Par64 – 3 (13) 01-006 – Par64 – 4 (14) 01-007 – Par64 – 5 (15) 01-008 – Par64 – 6 (16) 01-009 – Empty Dimmer 01-010 – Empty Dimmer 01-011 – Empty Dimmer 01-012 – Empty Dimmer</p> <p>01-050 – Robe LEDbeam 150 – 1 (21) 01-072 – Robe LEDbeam 150 – 2 (22) 01-094 – Robe LEDbeam 150 – 3 (23) 01-116 – Robe LEDbeam 150 – 4 (24) 01-138 – Robe LEDbeam 150 – 5 (25) 01-160 – Robe LEDbeam 150 – 6 (26) 01-182 – Robe LEDbeam 150 – 7 (27) 01-204 – Robe LEDbeam 150 – 8 (28)</p> <p>01-439 – par30 (31)</p> <p>01-500 – Smoke Factory Haze (41) 01-501 – Smoke Factory Fan (42)</p>
--	--

#### 4. STAGE

##### 4.1. STAGE

Clearance	2.30m
Depth	3.35m
Height	0.60m
Width	5.50m

##### 4.2. PROSCENIUM

Height	2.30m
Depth	4.1m

## 5. POWER

Available for guests	1x CEE 16/3 @380V
----------------------	-------------------

## 6. BACKLINE

### 6.1 TERMS OF USE

	<p>Dear production</p> <p>First off, thank You for the cultural enrichment You are about to provide us.</p> <p>You are more than welcome to use our backline. However, it is fair to say that it is not a very posh backline, neither in looks nor sonic quality.</p> <p>Now, if You still fancy to use Our backline, there are a couple of rules, we will kindly ask You to respect.</p> <ol style="list-style-type: none"><li>1. You are responsible for the backline's travel from storage to stage</li><li>2. Surprisingly enough, You are also responsible for the backline's safe return to Our storage; <b>this includes a proper stacking of the backline in Our storage</b> (Sorry, but accessibility is vital, since we use our storage for other purposes as well)</li><li>3. We can both unpack and pack backline for You for a fee of kr. 2x 1.500,- ex. VAT. Should the unlikely event that backline is not packed by loaner happen, RUST will charge You <b>kr. 1.500,- ex. VAT.</b></li><li>4. You break, you buy</li></ol> <p>As a service info, we would like to inform you that our drumkit LOVES persons, who knows how to use a drum key ;)</p> <p>Thank You for Your understanding and cooperation.</p>
--	---

## 6.2 BASS

	1x Marshall VBA 400 1x Marshall VBC 810
--	--

## 6.3. DRUMS

	1x Carpet 3x Cymbal stands 1x DW8000 Hihat stand 1x DW9000 Kick pedal 1x Mapex ProM 12" Rack Tom 1x Mapex ProM 13" Rack Tom 1x Mapex ProM 14" Snare drum 1x Mapex ProM 16" Floor Tom 1x Mapex ProM 22" Bass Drum 1x Throne
--	---

## 6.4. GUITAR

	2x Marshall AB1960 1x Marshall JVM 210C 2x Marshall JVM 410H
--	--

## 6. PICTURES

### 6.1. MAIN ENTRANCE



### 6.2. LOAD IN /OUT (REGULAR)





### 6.3. LOAD OUT (DISCO)



### 6.4. BACKSTAGE







6.5. FROM AUDIENCE



6.6. FROM STAGE



6.7. FOH



6.8. IN ACTION

